



SEALED BURNER



CUISINE

SEALED-BURNER RANGETOPS



24"

4 sealed gas burners.
Backguard must be ordered separately.




30"

5 sealed gas burners.
Backguards must be ordered separately.




36"


4 or 6 sealed gas burners with griddle and grill options available.




ARSCT-244



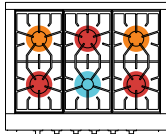
ARSCT-242GD



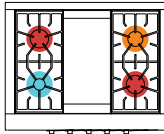
ARSCT-242GR




ARSCT-305



ARSCT-366



ARSCT-364GD



ARSCT-364GR




48"

4, 6 or 8 sealed gas burners with griddle and grill options available. Backguard must be ordered separately.




60"


6 sealed gas burners with griddle and grill options available. Backguard must be ordered separately.



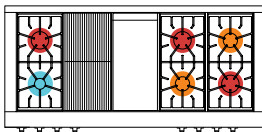
ARSCT-848



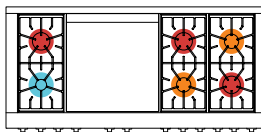
ARSCT-486GD



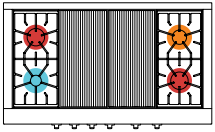
ARSCT-484GDGR




ARSCT-606GDGR



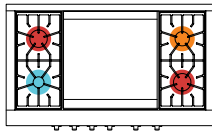
ARSCT-6062GD



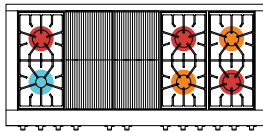
ARSCT-4842GR



ARSCT-486GR



ARSCT-4842GD



ARSCT-6062GR

● 17,000 BTU (lg) ● 13,000 BTU (md) ● 9,000 BTU (sm)

Island back included and installed on above ranges. Shown with optional 4" stub back.

AMERICAN RANGE

QUALITY PROFESSIONAL COOKING EQUIPMENT

CUISINE SERIES

24", 30", 36", 48" and 60" Cook Tops with Sealed Gas Burners



ARSCT-244



ASCT-305



ARSCT-366



ARSCT-648GD



ARSCT-606GDGR

DESIGN



CLASS



FUNCTION

RESIDENTIAL GAS SLIDE IN COOK TOPS

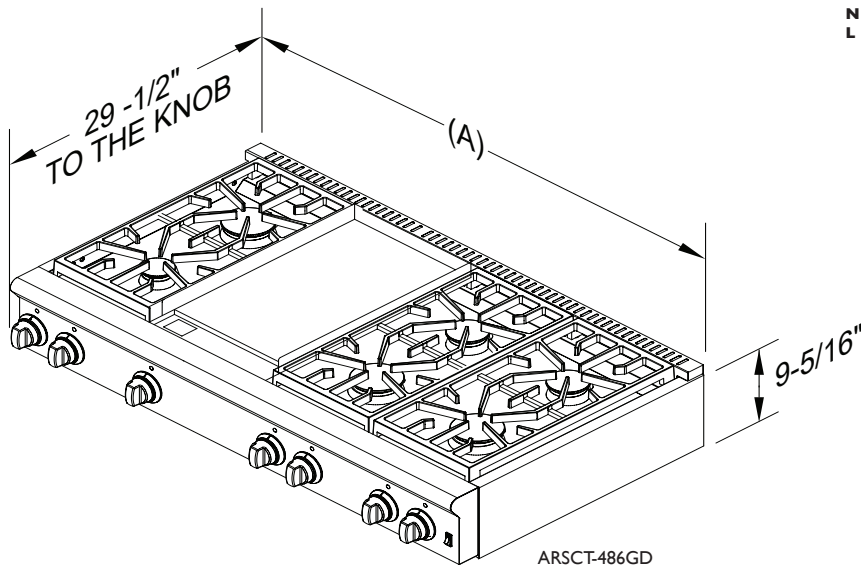
COOK TOP FEATURES

- Sealed burners deliver exceptional performance at every setting and lift off to provide easy cleanup.
- 3 sizes of burners to serve your everyday needs:
17,000 BTU (lg), 13,000 BTU (med), 9,000 BTU (sm).
- Variable infinite flame settings for all burners.
- Automatic, electronic ignition with fail-safe system ensures re-ignition in the event the flame goes out, even on the lowest burner setting.
- Continuous, commercial-grade, cast iron grates allow for easy transfer of pots and pans across the entire cooking surface.
- Sealed single piece stainless steel cook top can hold more than a gallon of spills.
- Analog controls provide easy, push and turn operation ensuring child safety.
- Blue LED lights indicate which burners are on.
- Heavy metal die-cast black satin knobs with chrome bezels.
- Backguard required, must order separately (not included).

TECHNICAL SPECIFICATIONS

Surface Burner Rating	Quantity and Size of Burners							
	Total Load	Width	LG	MED	SM	GR	GD	
ARSCT-244	56,000 BTU	24"	2	1	1	-	-	
ARSCT-242GD	40,000 BTU		-	-	-	-	2	
ARSCT-242GR	36,000 BTU		-	-	-	2	-	
ARSCT-305	56,000 BTU	30"	2	2	1	-	-	
ARSCT-366	86,000 BTU	36"	3	2	1	-	-	
ARSCT-364GD	76,000 BTU		2	1	1	-	1	
ARSCT-364GR	74,000 BTU		2	1	1	1	-	
Total Gas Connection Rating per model #								
ARSCT-488	116,000 BTU	48"	4	3	1	-	-	
ARSCT-486GD	106,000 BTU		3	2	1	-	1	
ARSCT-486GR	104,000 BTU		3	2	1	1	-	
ARSCT-486GDGR	94,000 BTU		2	1	1	1	1	
ARSCT-4842GD	96,000 BTU		2	1	1	-	2	
ARSCT-484X2GR	92,000 BTU		1	2	1	2	-	
ARSCT-6062GD	126,000 BTU	60"	3	2	1	-	2	
ARSCT-606X2GR	122,000 BTU		3	2	1	2	-	
ARSCT-606GDGR	124,000 BTU		3	2	1	1	1	
Gas Supply	7" W.C. Natural, 11" W.C. Propane							
Electrical Supply	120VAC 15 AMP 60 Hz Single Phase							

ACCESSORIES & OPTIONS	24"	30"	36"	48"	60"
1" Standard Fabricated Island Back	ARR-24SIB-L	ARR-30SIB-L	ARR-36SIB-L	ARR-48SIB-L	ARR-60SIB-L
1" Welded Island Back	ARR-24IB-L	ARR-30IB-L	ARR-36IB-L	ARR-48IB-L	ARR-60IB-L
4" Stub Back	ARR-244SB-L	ARR-304SB-L	ARR-364SB-L	ARR-484SB-L	ARR-604SB-L
20" High Back with Shelf	ARR-2421HBS-L	ARR-3021HBS-L	ARR-3621HBS-L	ARR-4821HBS-L	ARR-6021HBS-L
12" Griddle Cover	N/A	N/A	ARR-GDCOV12-S-L	ARR-GDCOV12-S-L	ARR-GDCOV12-S-L
12" Grill Cover	N/A	N/A	ARR-GRCOV12-L	ARR-GRCOV12-L	ARR-GRCOV12-L
12" Removable Heavy Duty Griddle Plate	N/A	ARR-PGPI2-L	APR-PGPI2-L	APR-PGPI2-L	APR-PGPI2-L
24" Removable Heavy Duty Griddle Plate	ARR-PGP12-L	N/A	APR-PGP24-L	APR-PGP24-L	APR-PGP24-L
24" Griddle Cover	ARR-GDCOV24-S	N/A	ARR-CUTB-12-L	ARR-GDCOV24-S-L	ARR-GDCOV24-L
24" Grill Cover	ARR-GRCOV24	N/A	N/A	ARR-GRCOV24-L	ARR-GRCOV24-L
12" Cutting Board	ARR-CUTB-12-L	ARR-CUTB-12-L	ARR-CUTB-12-L	ARR-CUTB-12-L	ARR-CUTB-12-L
11" Mirror Chrome Flat Griddle Plate	N/A	N/A	MC11-FS-L	MC11-FS-L	MC11-FS-L
11" Mirror Chrome Grooved Griddle Plate	N/A	N/A	MC11-GG-L	MC11-GG-L	MC11-GG-L
22" Mirror Chrome Flat Griddle Plate	N/A	N/A	N/A	MC22-FS-L	MC22-FS-L
22" Mirror Chrome Left Flat & Right Grooved Griddle Plate	N/A	N/A	N/A	MC22-HG-L	MC22-HG-L
22" Mirror Chrome Grooved Griddle Plate	N/A	N/A	N/A	MC22-GG-L	MC22-GG-L
22" Mirror Chrome Griddle Plate w/ Flavor Separator at Center	N/A	N/A	N/A	MC22-SP-L	MC22-SP-L
Wok Adapter for Burner Grate	ARR-WOK	ARR-WOK	ARR-WOK	ARR-WOK	ARR-WOK



N = Natural Gas Must ship from factory with proper gas type
L = LP Gas Must provide **N** or **L** after model number for type of gas needed.
Example: ARSCT-366-L represents unit to be built for **LP** gas.
Note: Must specify elevation if over 1000 ft when ordering.

Overall Dimensions (A)			
Nominal Width	Width (A)	Height	Depth
24"	23-7/8"	9-5/16"	29-1/2"
30"	29-7/8"	9-5/16"	29-1/2"
36"	35-7/8"	9-5/16"	29-1/2"
48"	47-7/8"	9-5/16"	29-1/2"
60"	59-7/8"	9-5/16"	29-1/2"

Cutout Dimensions			
Nominal Width	Width	Height	Depth
24"	24"	8"	24-3/4"
30"	30"	8"	24-3/4"
36"	36"	8"	24-3/4"
48"	48"	8"	24-3/4"
60"	60"	8"	24-3/4"